



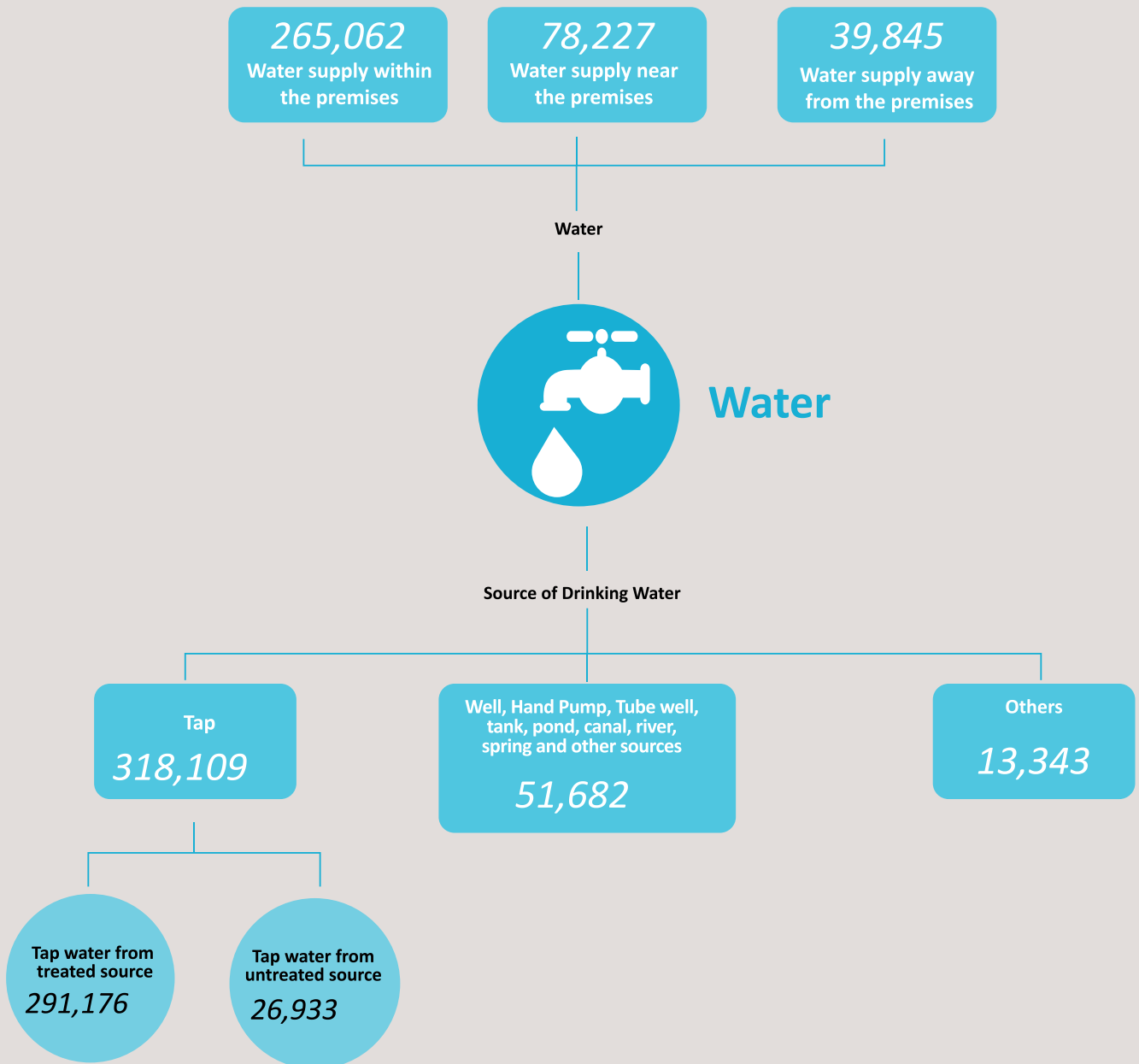
HUMARA BACHPAN
CAMPAIGN

National Campaign on Living Conditions of Young Children in Urban Poverty

FACT SHEET: RAJASTHAN

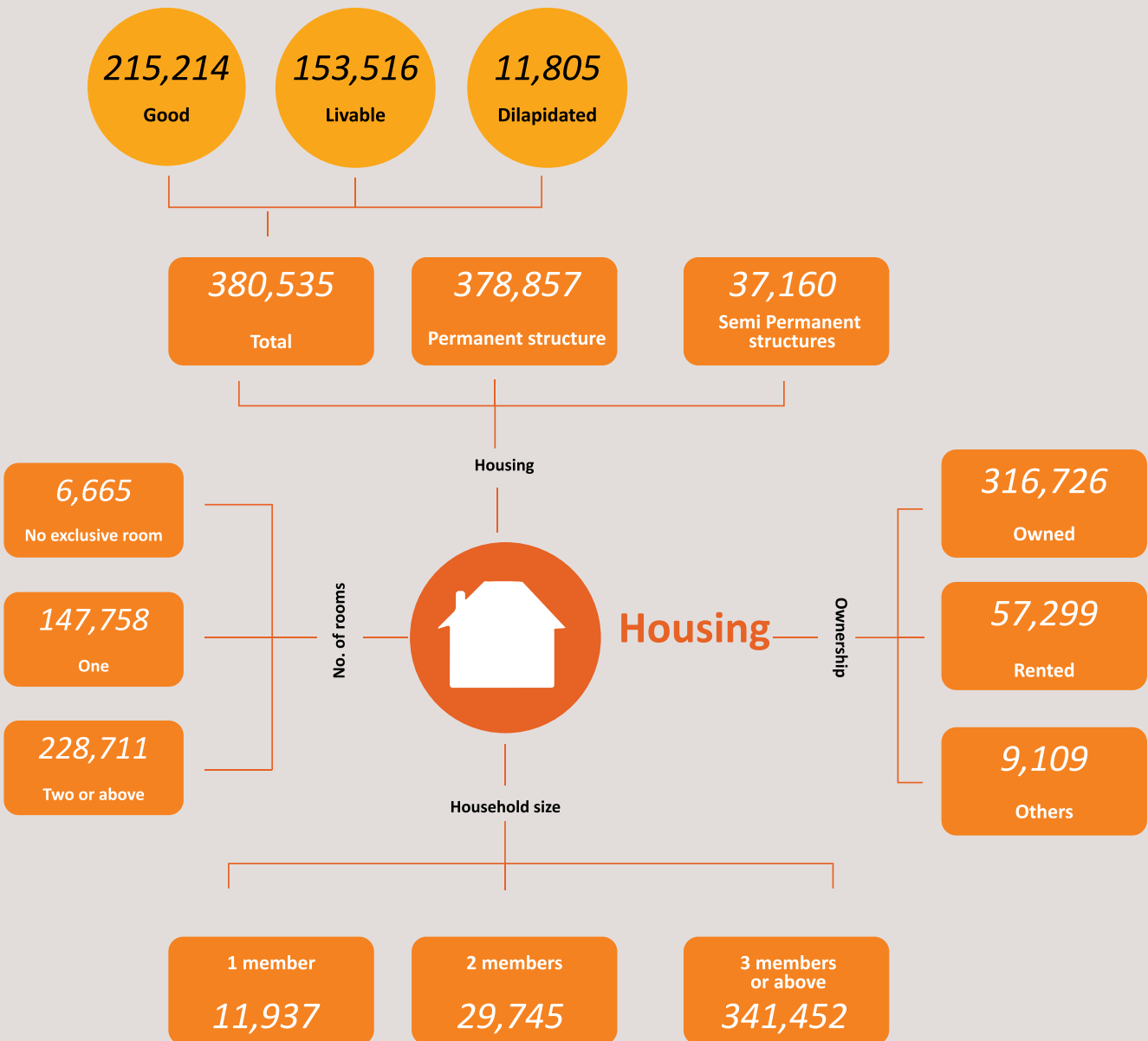


| S L. No | Basic Amenities | Essential facilities | Households in Urban Slum |
|--------------------|--------------------------|--------------------------------------------------------------------------------|--------------------------|
| Census 2011 | | | |
| 1. | Water | Water supply within the premises | 265,062 |
| | | Water supply near the premises | 78,227 |
| | | Water supply away from the premises | 39,845 |
| | Source of Drinking Water | Tap | 318,109 |
| | | Tap water from treated source | 291,176 |
| | | Tap water from untreated source | 26,933 |
| | | Well, Hand Pump, Tube well, tank, pond, canal, river, spring and other sources | 51,682 |
| | | Others | 13,343 |



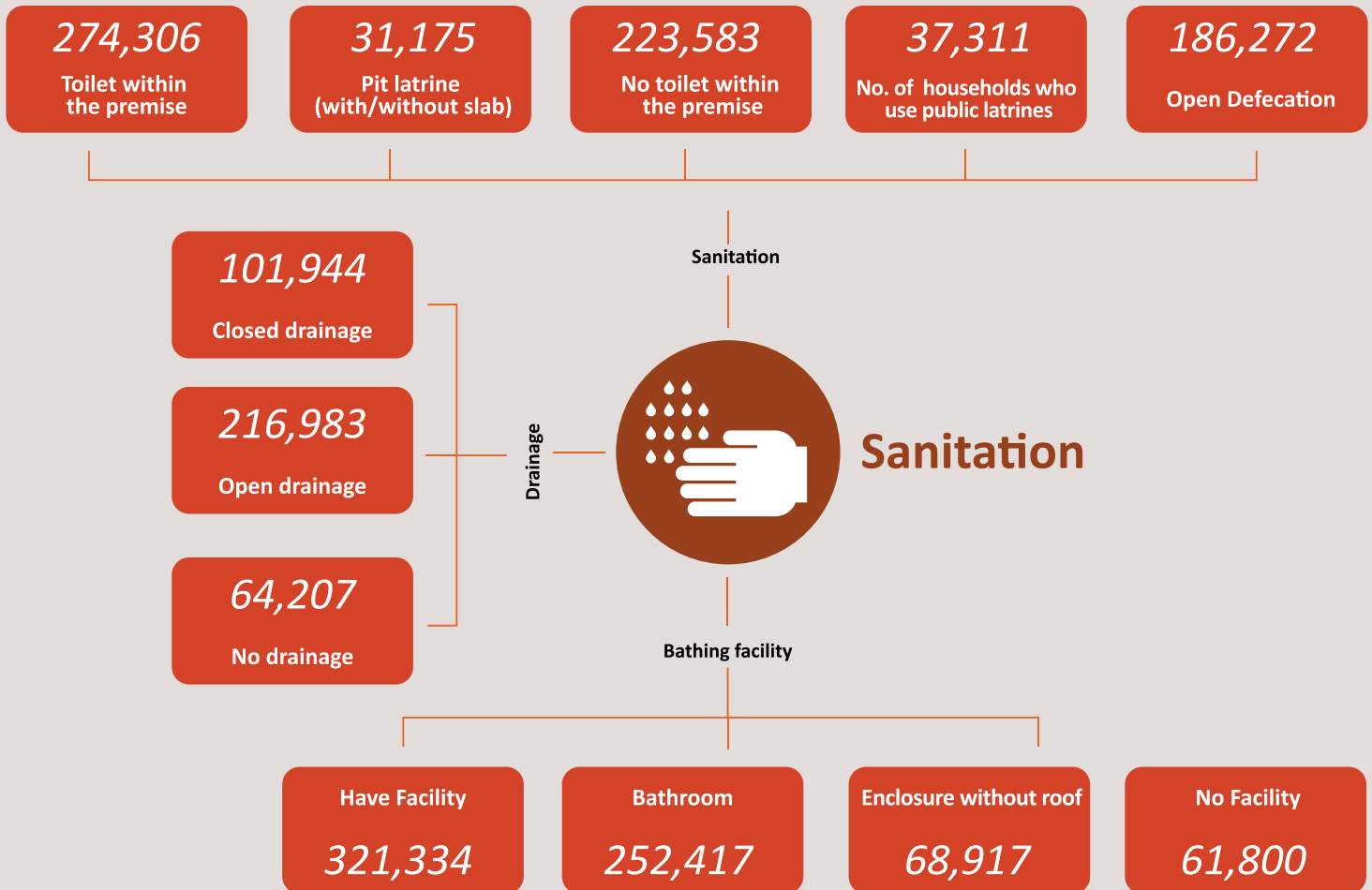


| | | | |
|----------------|--------------------|---------------------------|---------|
| 2. | Housing | Total | 380,535 |
| | | Good | 215,214 |
| | | Livable | 153,516 |
| | | Dilapidated | 11,805 |
| | | Permanent structure | 378,857 |
| | | Semi Permanent structures | 37,160 |
| | No. of Rooms | No exclusive room | 6,665 |
| | | One | 147,758 |
| | | Two or above | 228,711 |
| | Ownership | Owned | 316,726 |
| | | Rented | 57,299 |
| | | Others | 9,109 |
| Household size | 1 member | 11,937 | |
| | 2 members | 29,745 | |
| | 3 members or above | 341,452 | |





| | | | |
|----|------------------|-------------------------------------------|---------|
| 3. | Sanitation | Toilet within the premise | 274,306 |
| | | Pit latrine (with/without slab) | 31,175 |
| | | No toilet within the premise | 223,583 |
| | Drainage | No. of households who use public latrines | 37,311 |
| | | Open Defecation | 186,272 |
| | | Closed Drainage | 101,944 |
| | | Open Drainage | 216,983 |
| | Bathing facility | No Drainage | 64,207 |
| | | Have Facility | 321,334 |
| | | Bathroom | 252,417 |
| | | Enclosure without roof | 68,917 |
| | | No Facility | 61,800 |





| | | | |
|----|-----------|------------------------------------------------------------------------------------------------|---------|
| 4. | Lightning | Electricity (Accessibility also needs to be traced, in terms of how many hours power is there) | 341,361 |
| | | Solar | 384 |
| | | Kerosene | 35,321 |
| | | Other | 2,828 |
| | | No lightning | 3,240 |

