

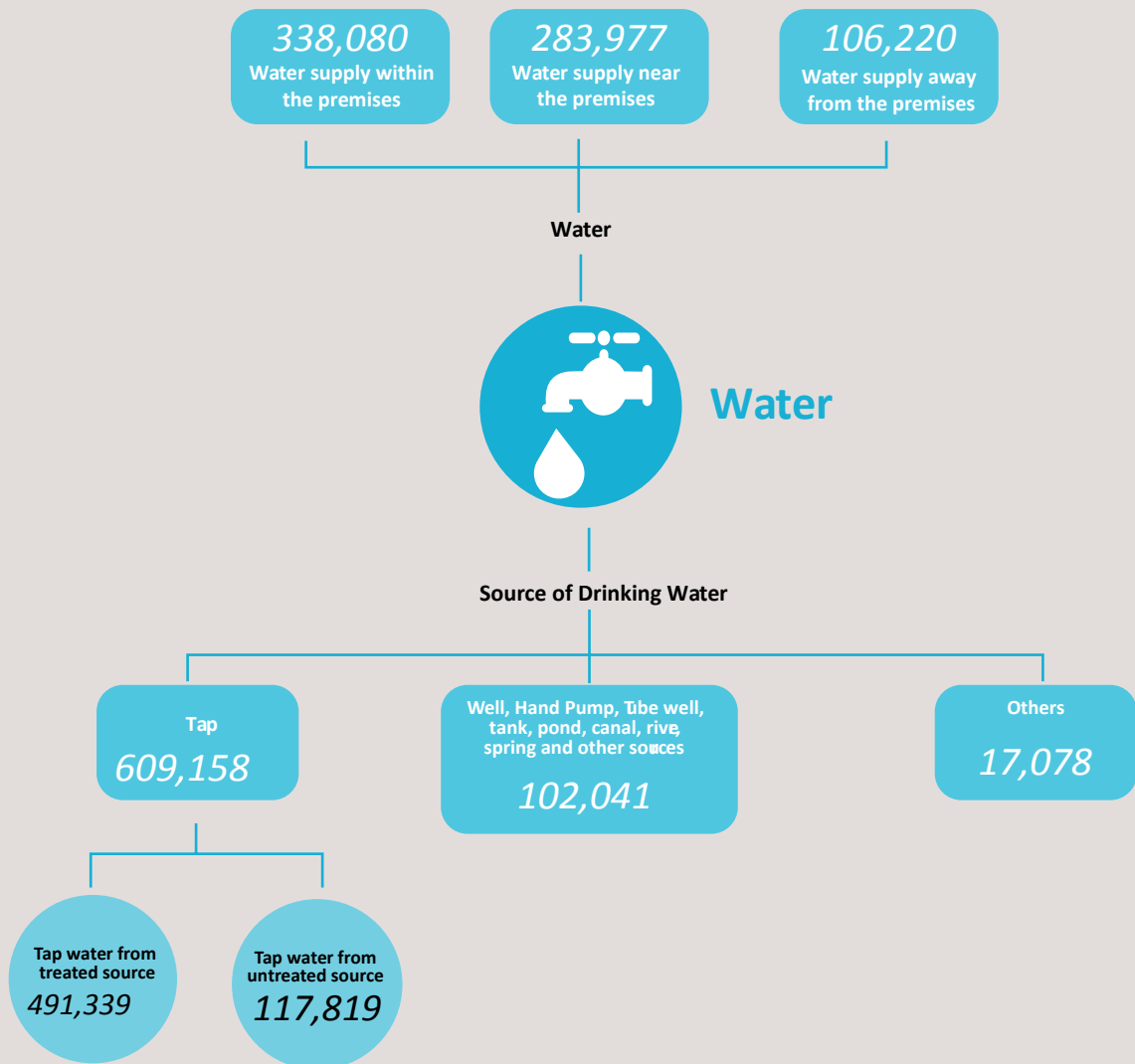


HUMARA BACHPAN
CAMPAIGN

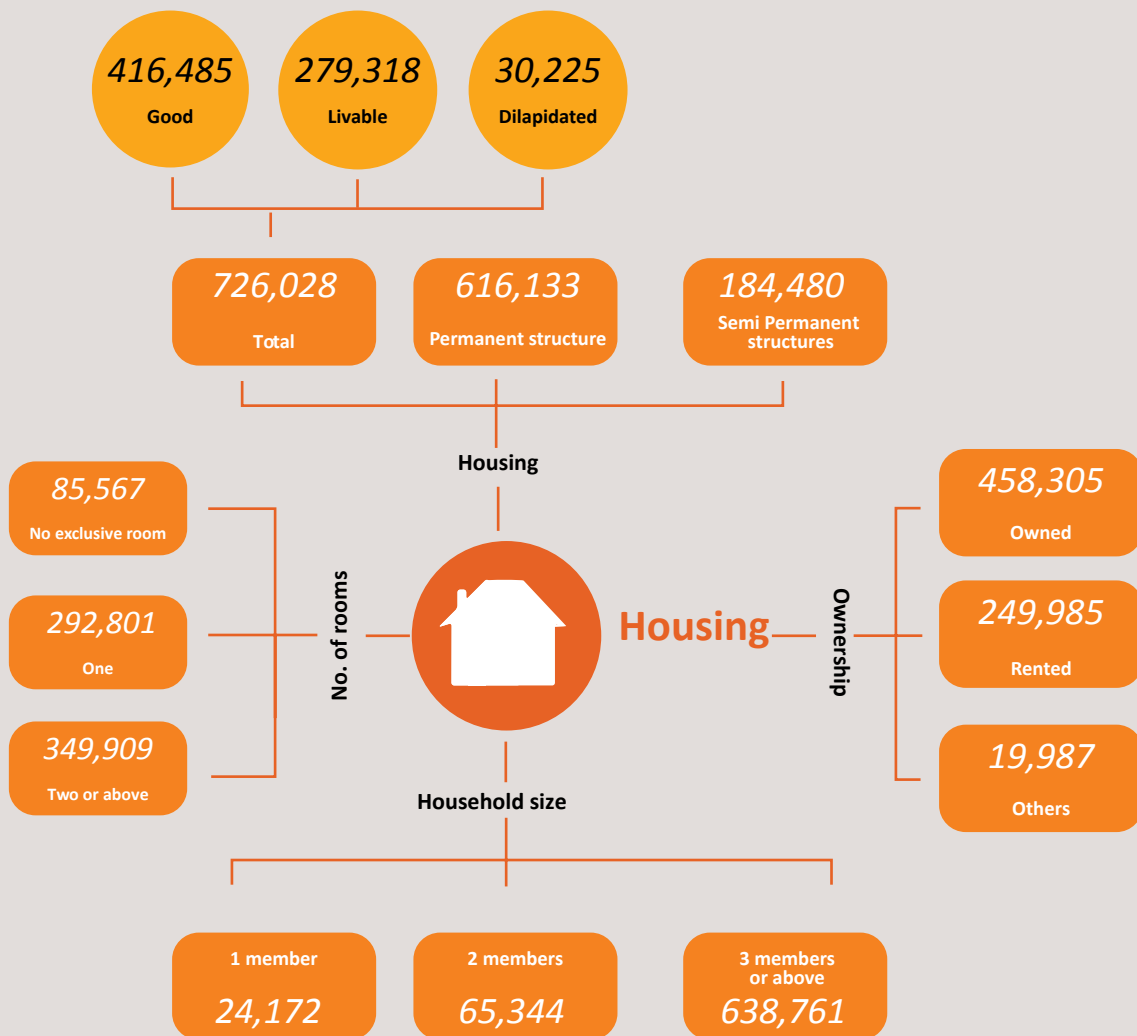
National Campaign on Living Conditions of Young Children in Urban Poverty

FACT SHEET: KARNATAKA

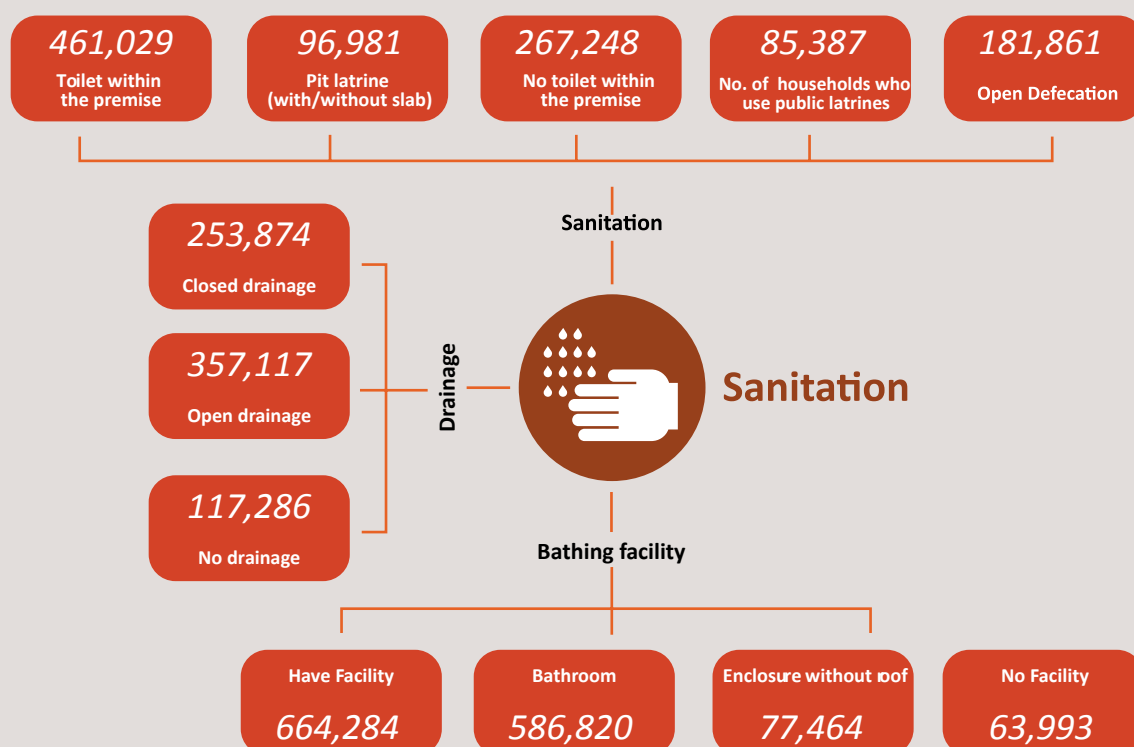
S I . No	Basic Amenities	Essential facilities	Households in Urban Slum
Census 2011			
1.	Water	Water supply within the premises	338,080
		Water supply near the premises	283,977
		Water supply away from the premises	106,220
	Source of Drinking Water	Tap	609,158
		Tap water from treated source	491,339
		Tap water from untreated source	117,819
		Well, Hand Pump, Tube well, tank, pond, canal, river, spring and other sources	102,041
		Others	17,078



2.	Housing	Total	726,028
		Good	416,485
		Livable	279,318
		Dilapidated	30,225
		Permanent structure	616,133
		Semi Permanent structures	184,480
	No. of Rooms	No exclusive room	85,567
		One	292,801
		Two or above	349,909
	Ownership	Owned	458,305
		Rented	249,985
		Others	19,987
	Household size	1 member	24,172
		2 members	65,344
		3 members or above	638,761



3.	Sanitation	Toilet within the premise	461,029
		Water Closet	
		Pit latrine (with/without slab)	96,981
		Other	
		No toilet within the premise	267,248
		No. of households who use public latrines	85,387
		Open Defecation	181,861
	Drainage	Closed Drainage	253,874
		Open Drainage	357,117
		No Drainage	117,286
	Bathing facility	Have Facility	664,284
		Bathroom	586,820
		Enclosure without roof	77,464
		No Facility	63,993



4.	Lightning	Electricity (Accessibility also needs to be traced, in terms of how many hours power is there)	627,297
		Solar	908
		Kerosene	50,129
		Other	1,664
		No lightning	3,279

