



HUMARA BACHPAN
CAMPAIGN

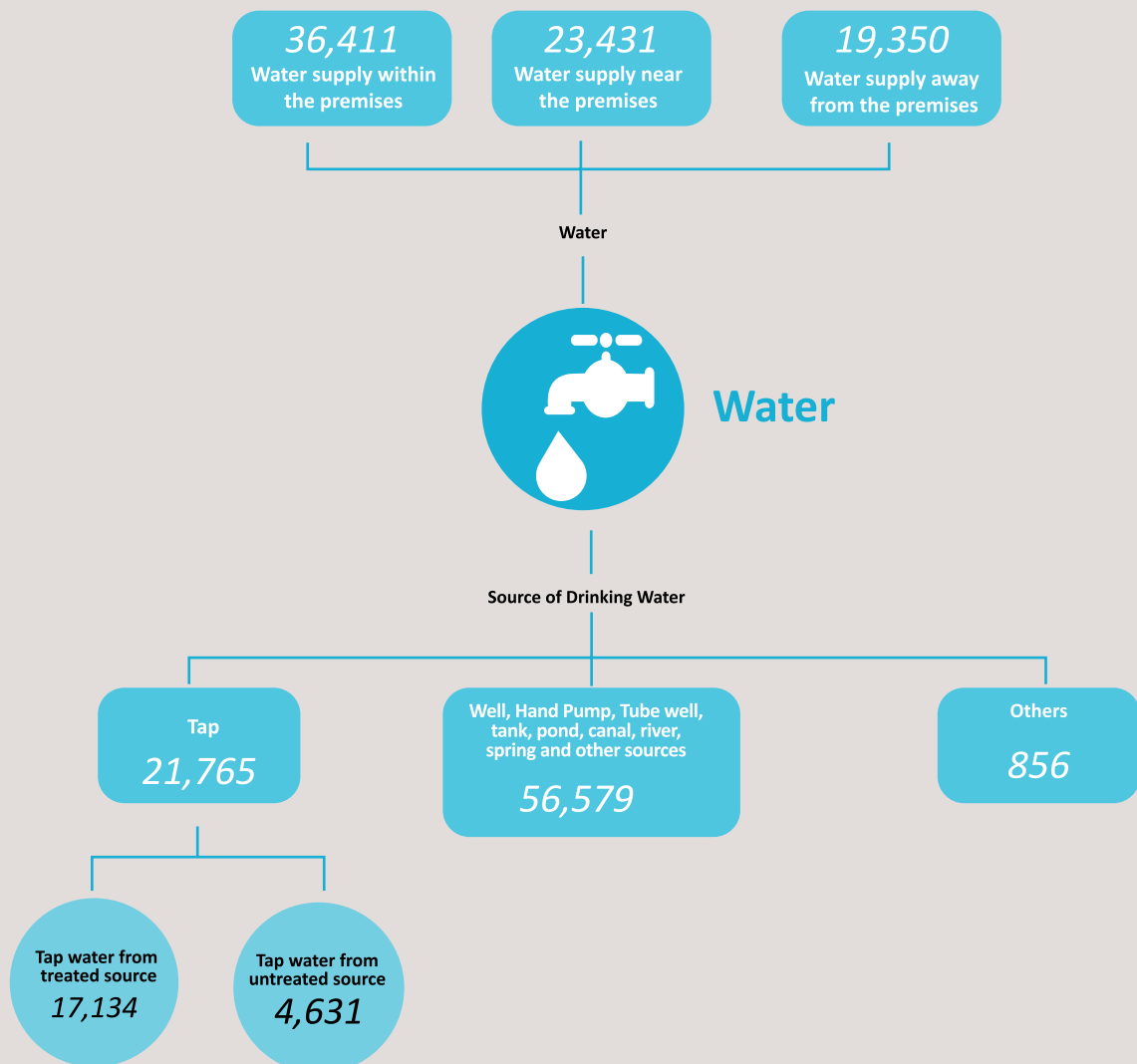
National Campaign on Living Conditions of Young Children in Urban Poverty

FACT SHEET: JHARKHAND



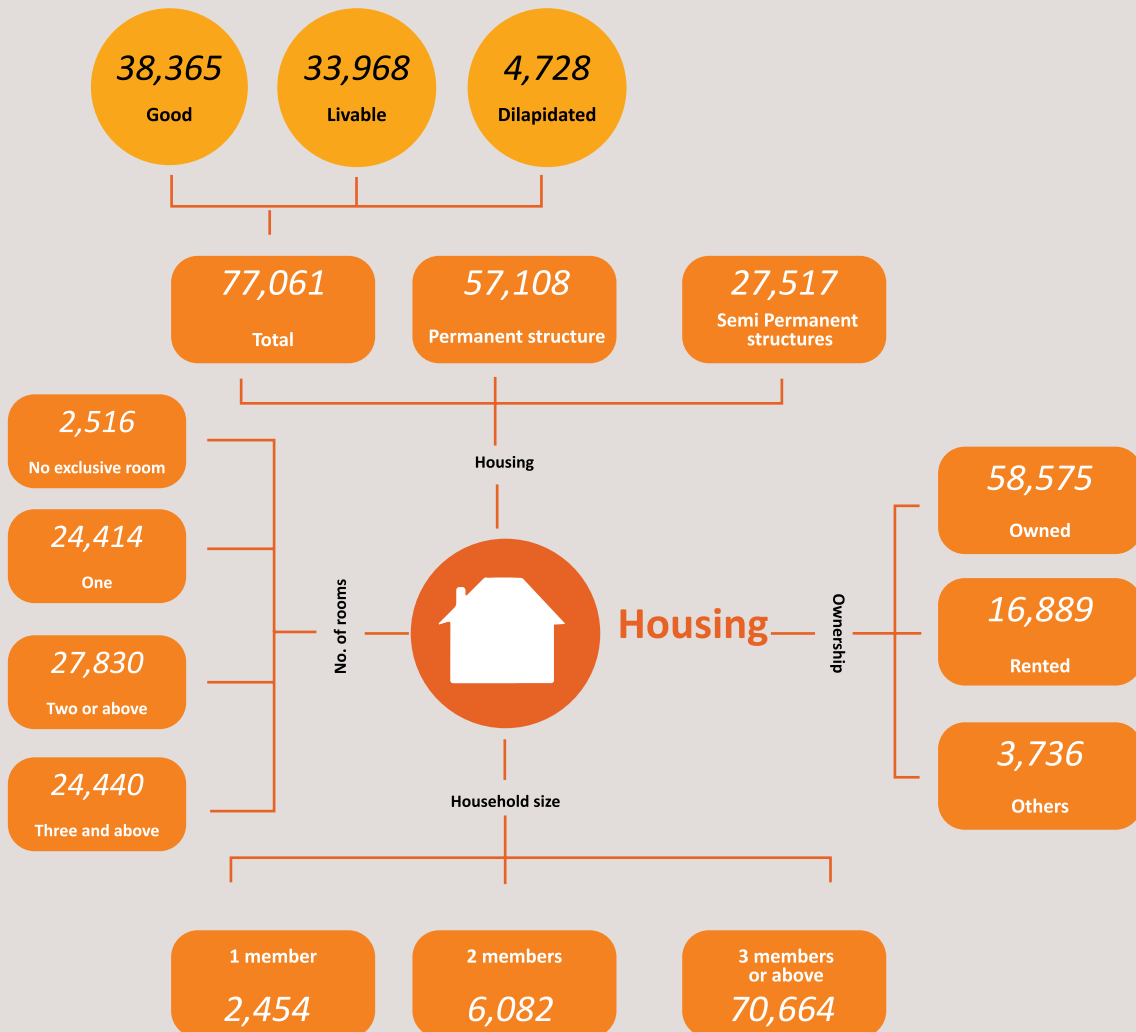
S I. No	Basic Amenities	Essential facilities	Households in Urban Slum
Census 2011			

1.	Water	Water supply within the premises	36,411
		Water supply near the premises	23,431
		Water supply away from the premises	19,350
	Source of Drinking Water	Tap	21,765
		Tap water from treated source	17,134
		Tap water from untreated source	4,631
		Well, Hand Pump, Tube well, tank, pond, canal, river, spring and other sources	56,579
		Others	856



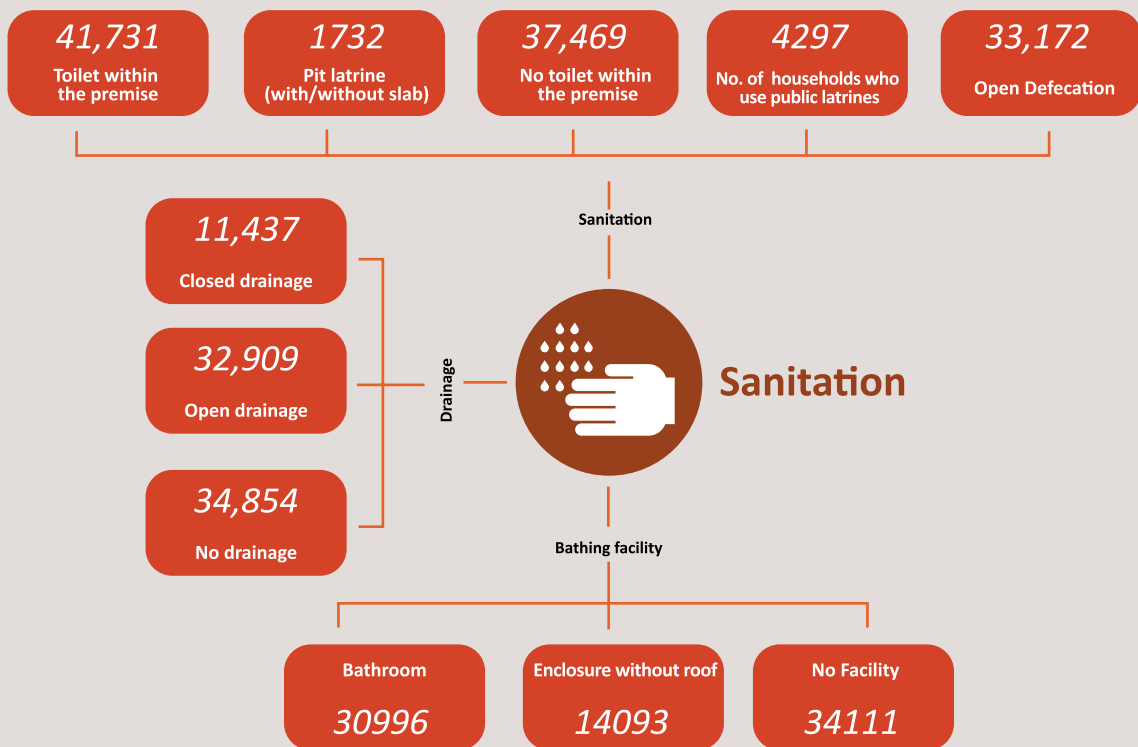


2.	Housing	Total	77,061
		Good	38,365
		Livable	33,968
		Dilapidated	4,728
		Permanent structure	57,108
		Semi Permanent structures	27,517
	No. of Rooms	No exclusive room	2,516
		One	24,414
		Two or above	27,830
		Three or above	24,440
	Ownership	Owned	58,575
		Rented	16,889
		Others	3,736
	Household size	1 member	2,454
		2 members	6,082
3 members or above		70,664	





3.	Sanitation	Toilet within the premise	41,731
		1. Pit latrine (with/without slab)	1732
		No toilet within the premise	37469
		No. of households who use public latrines	4297
		Open Defecation	33172
	Drainage	Closed Drainage	11,437
		Open Drainage	32,909
		No Drainage	34,854
	Bathing facility	Have Facility	
		Bathroom	30996
		Enclosure without roof	14093
		No Facility	34111





4.	Lightning	Electricity (Accessibility also needs to be traced, in terms of how many hours power is there)	61,106
		Solar	17323
		Kerosene	174
		Other	390
		No lightning	207

