



HUMARA BACHPAN  
CAMPAIGN

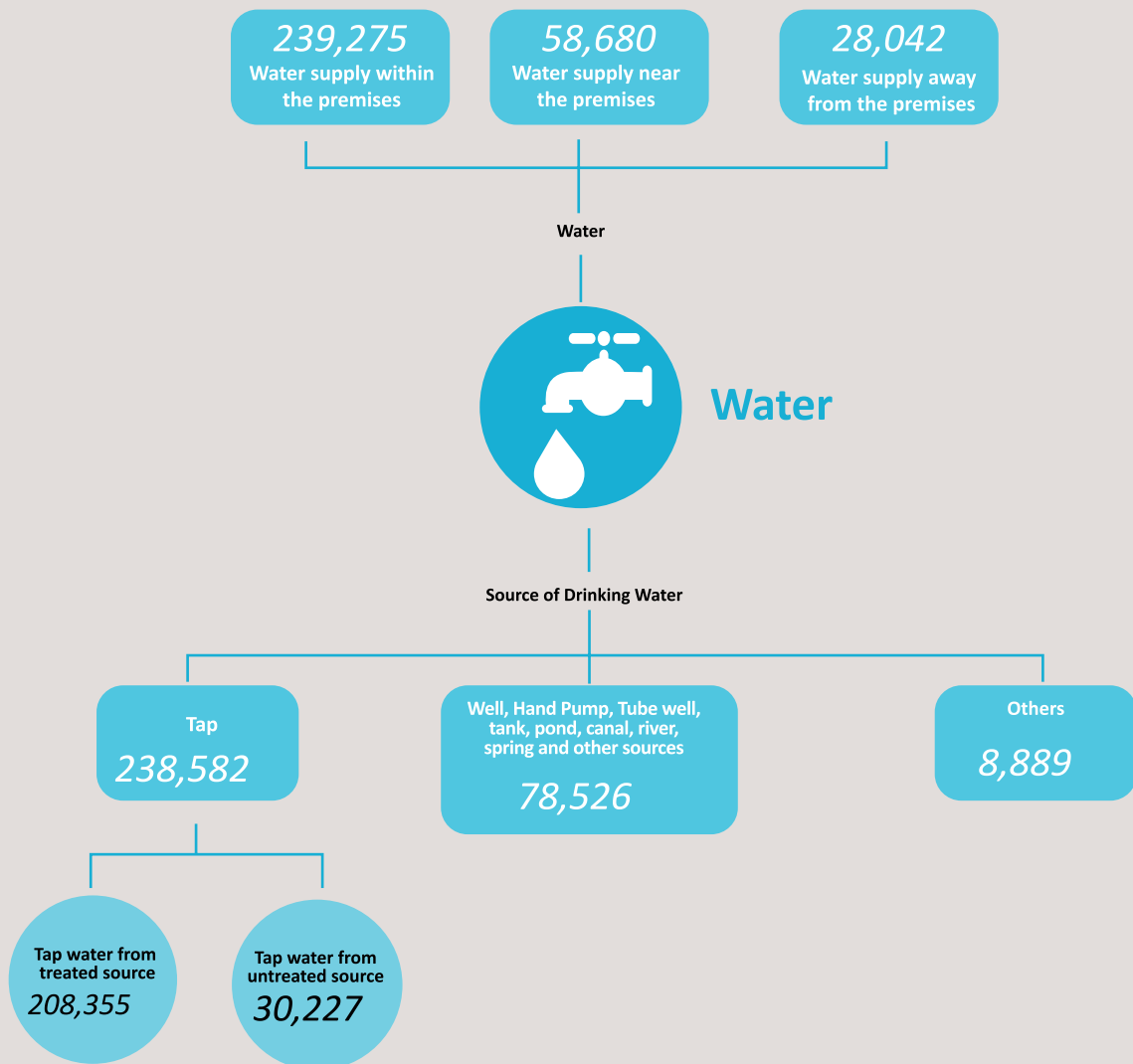
# National Campaign on Living Conditions of Young Children in Urban Poverty

**FACT SHEET: HARYANA**



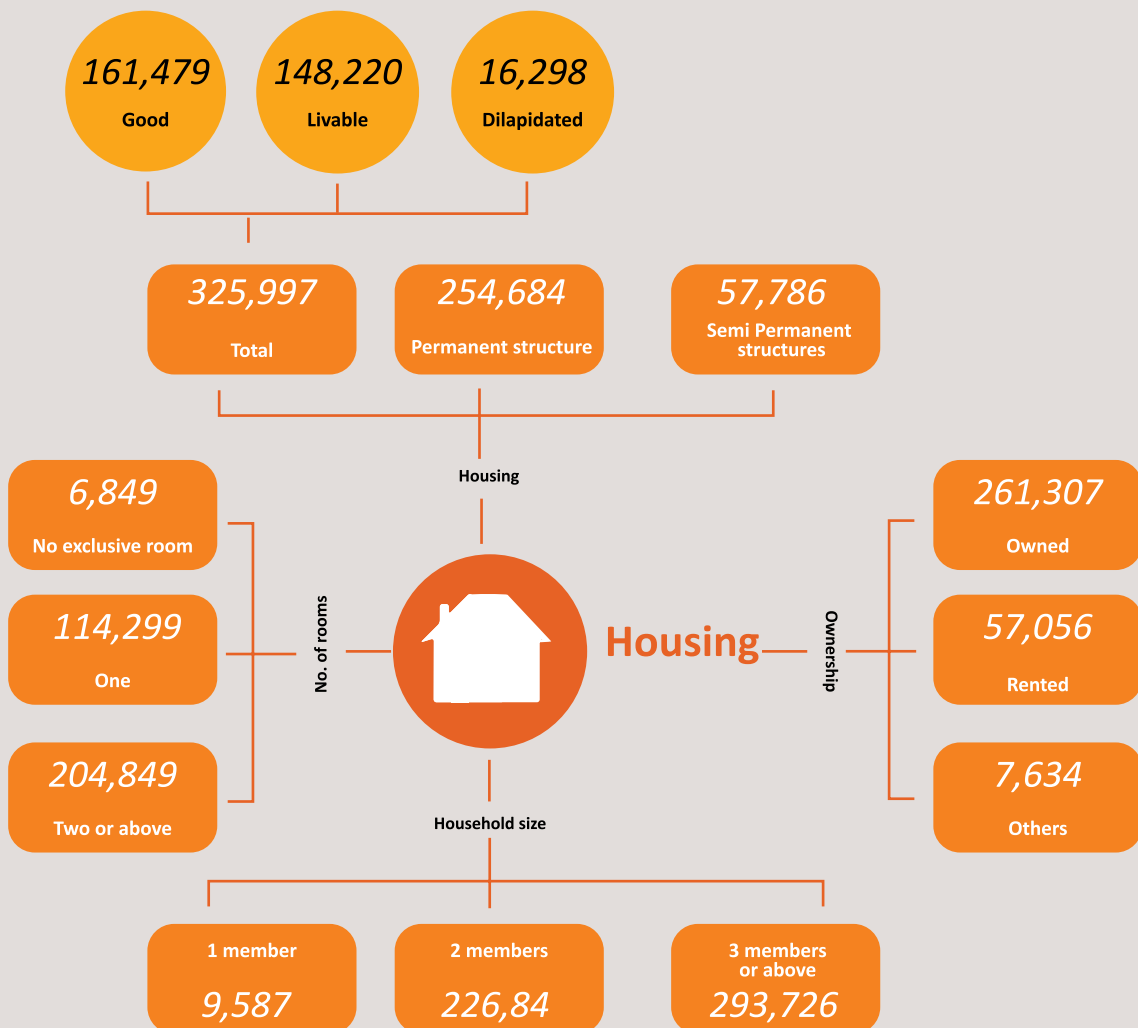
S.NO	Basic Amenities	Essential facilities	Households in Urban Slum
<b>Census 2011</b>			

<b>1.</b>	<b>Water</b>	Water supply within the premises	239,275
		Water supply near the premises	58,680
		Water supply away from the premises	28,042
	<b>Source of Drinking Water</b>	Tap	238,582
		Tap water from treated source	208,355
		Tap water from untreated source	30,227
		Well, Hand Pump, Tube well, tank, pond, canal, river, spring and other sources	78,526
	Others	8,889	
	<b>Water Storage facilities</b>		



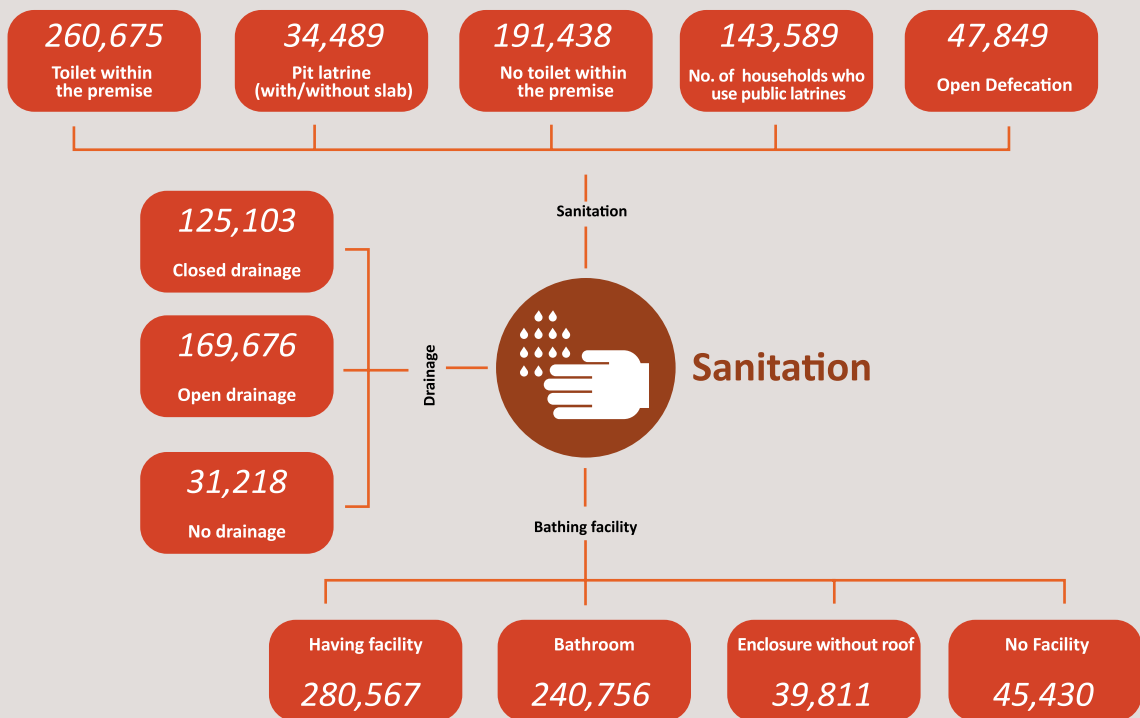


2.	Housing	Total	325,997
		Good	161,479
		Livable	148,220
		Dilapidated	16,298
		Permanent structure	254,684
		Semi Permanent structures	57,786
	No. of Rooms	No exclusive room	6,849
		One	114,299
		Two or above	204,849
	Ownership	Owned	261,307
		Rented	57,056
		Others	7,634
	Household size	1 member	9,587
2 members		226,84	
3 members or above		293,726	





3.	Sanitation	Toilet within the premise	260,675
		Pit latrine (with/without slab)	34,489
		No toilet within the premise	191,438
		No. of households who use public latrines	143,589
		Open Defecation	47,849
	Drainage	Closed Drainage	125,103
		Open Drainage	169,676
		No Drainage	31,218
	Bathing facility	Have Facility	280,567
		Bathroom	240,756
		Enclosure without roof	39,811
		No Facility	45,430





<b>4.</b>	<b>Lightning</b>	Electricity (Accessibility also needs to be traced, in terms of how many hours power is there)	<b>300,979</b>
		Solar	<b>362</b>
		Kerosene	<b>18,138</b>
		Other	<b>3,962</b>
		No lightning	<b>2,556</b>

