



HUMARA BACHPAN
CAMPAIGN

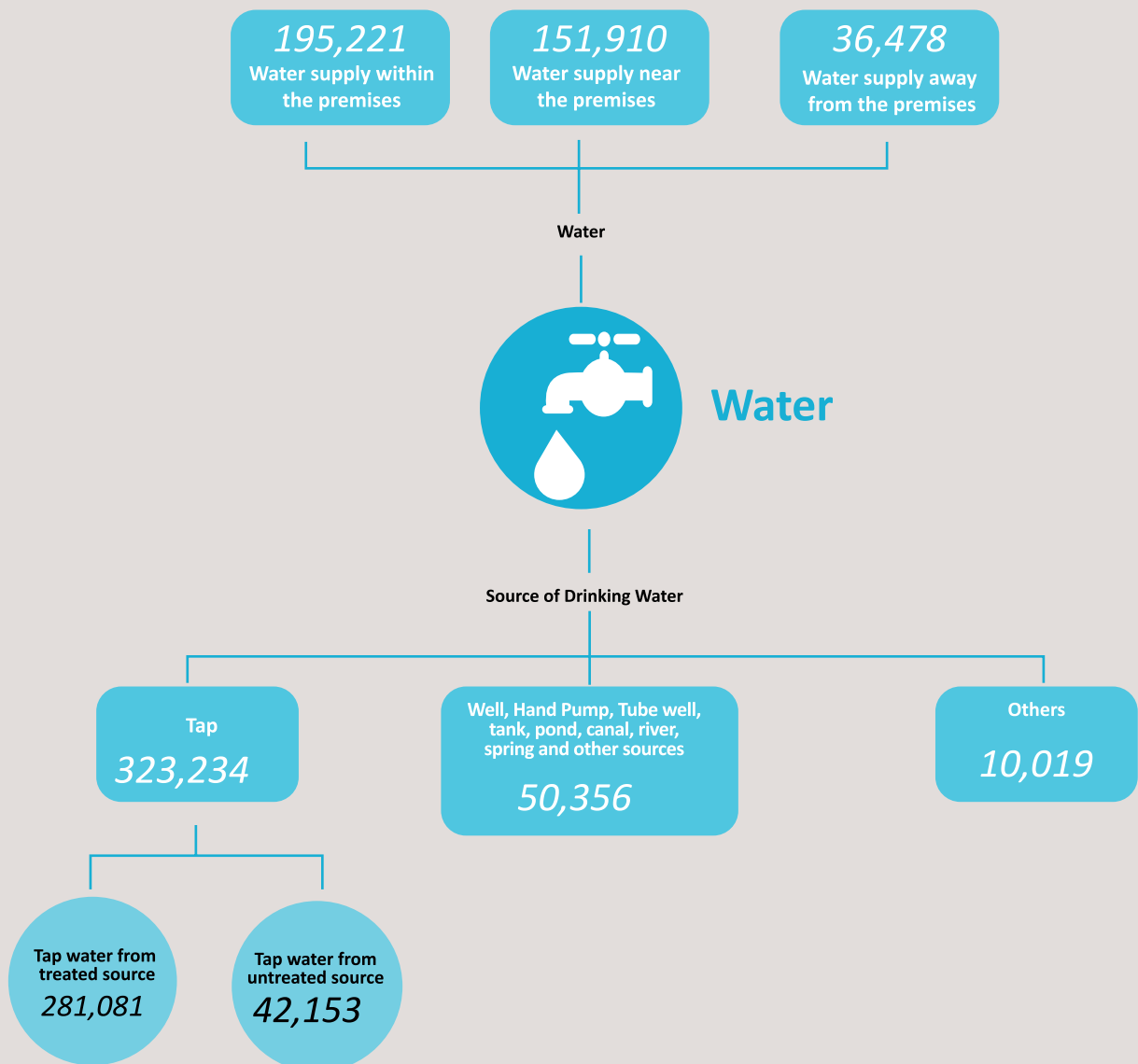
National Campaign on Living Conditions of Young Children in Urban Poverty

FACT SHEET: DELHI



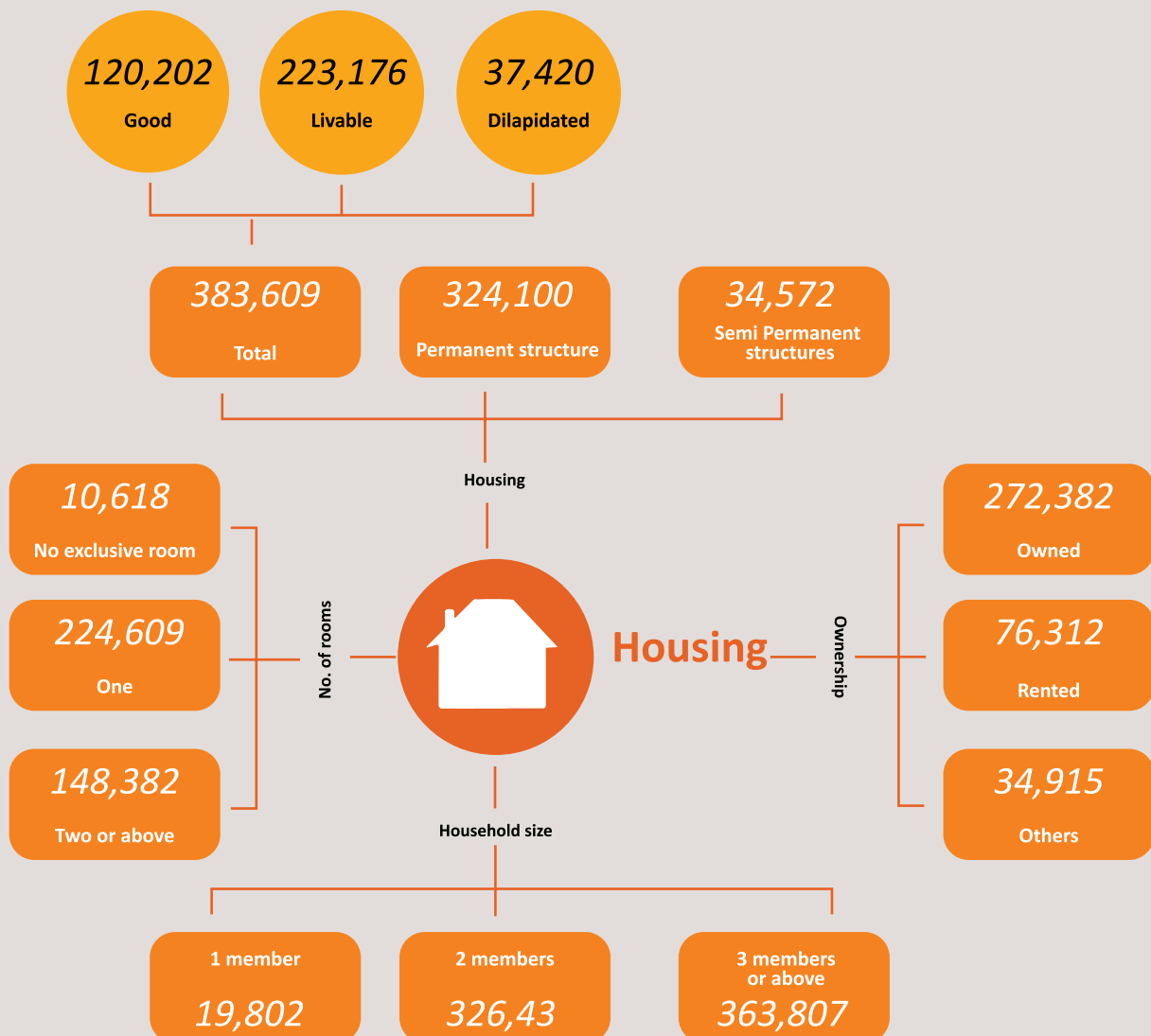
S.NO	Basic Amenities	Essential facilities	Households in Urban Slum
Census 2011			

1.	Water	Water supply within the premises	195,221
		Water supply near the premises	151,910
		Water supply away from the premises	36,478
	Source of Drinking Water	Tap	323,234
		Tap water from treated source	281,081
		Tap water from untreated source	42,153
		Well, Hand Pump, Tube well, tank, pond, canal, river, spring and other sources	50,356
		Others	10,019



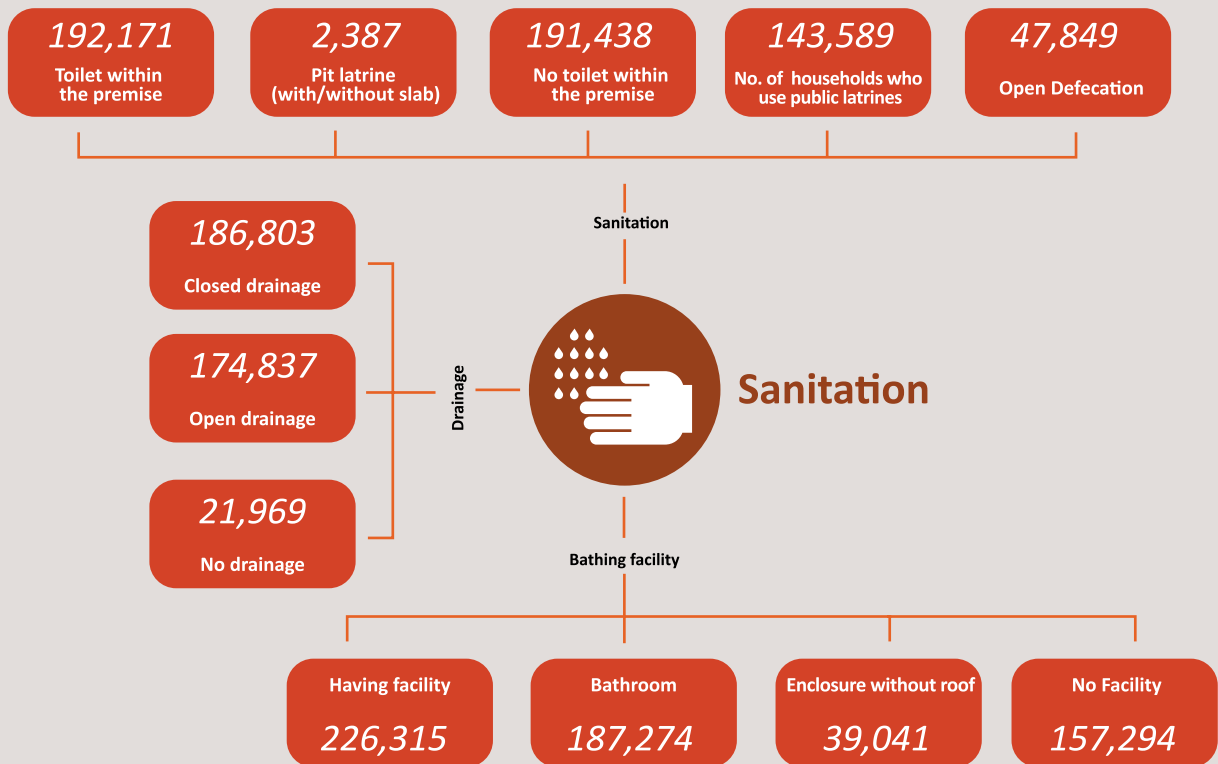


2.	Housing	Total	383,609
		Good	120,202
		Livable	223,176
		Dilapidated	37,420
		Permanent structure	324,100
		Semi Permanent structures	34,572
	No. of Rooms	No exclusive room	10,618
		One	224,609
		Two or above	148,382
	Ownership	Owned	272,382
		Rented	76,312
		Others	34,915
	Household size	1 member	19,802
		2 members	326,43
		3 members or above	363,807





3.	Sanitation	Toilet within the premise	192,171
		Pit latrine (with/without slab)	2,387
		No toilet within the premise	191,438
		No. of households who use public latrines	143,589
		Open Defecation	47,849
	Drainage	Closed Drainage	186,803
		Open Drainage	174,837
		No Drainage	21,969
	Bathing facility	Have Facility	226,315
		Bathroom	187,274
		Enclosure without roof	39,041
		No Facility	157,294





4.	Lightning	Electricity (Accessibility also needs to be traced, in terms of how many hours power is there)	373,160
		Solar	280
		Kerosene	8,682
		Other	2,828
		No lightning	3,240

