



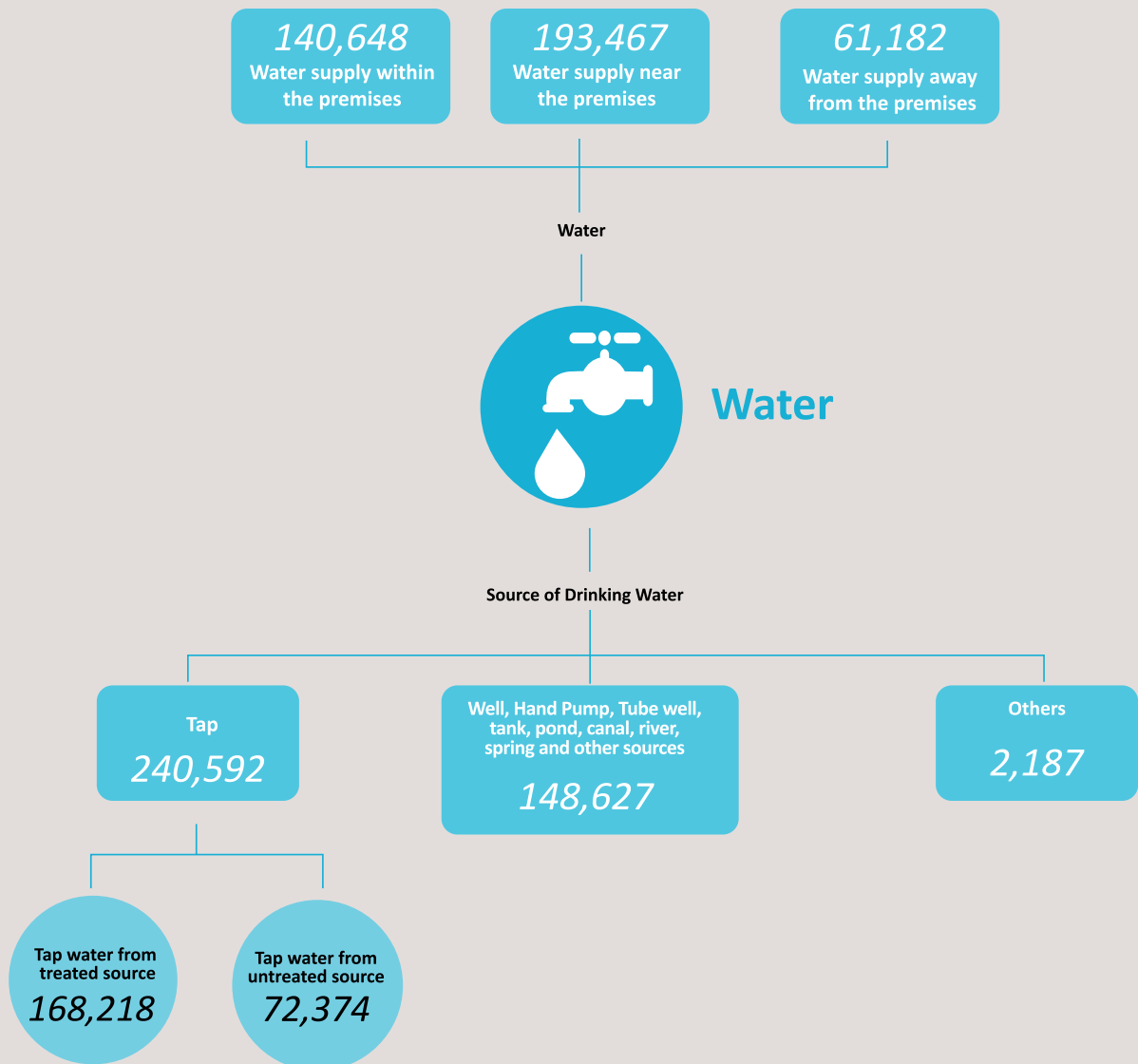
HUMARA BACHPAN
CAMPAIGN

National Campaign on Living Conditions of Young Children in Urban Poverty

FACT SHEET: CHATTISGARH

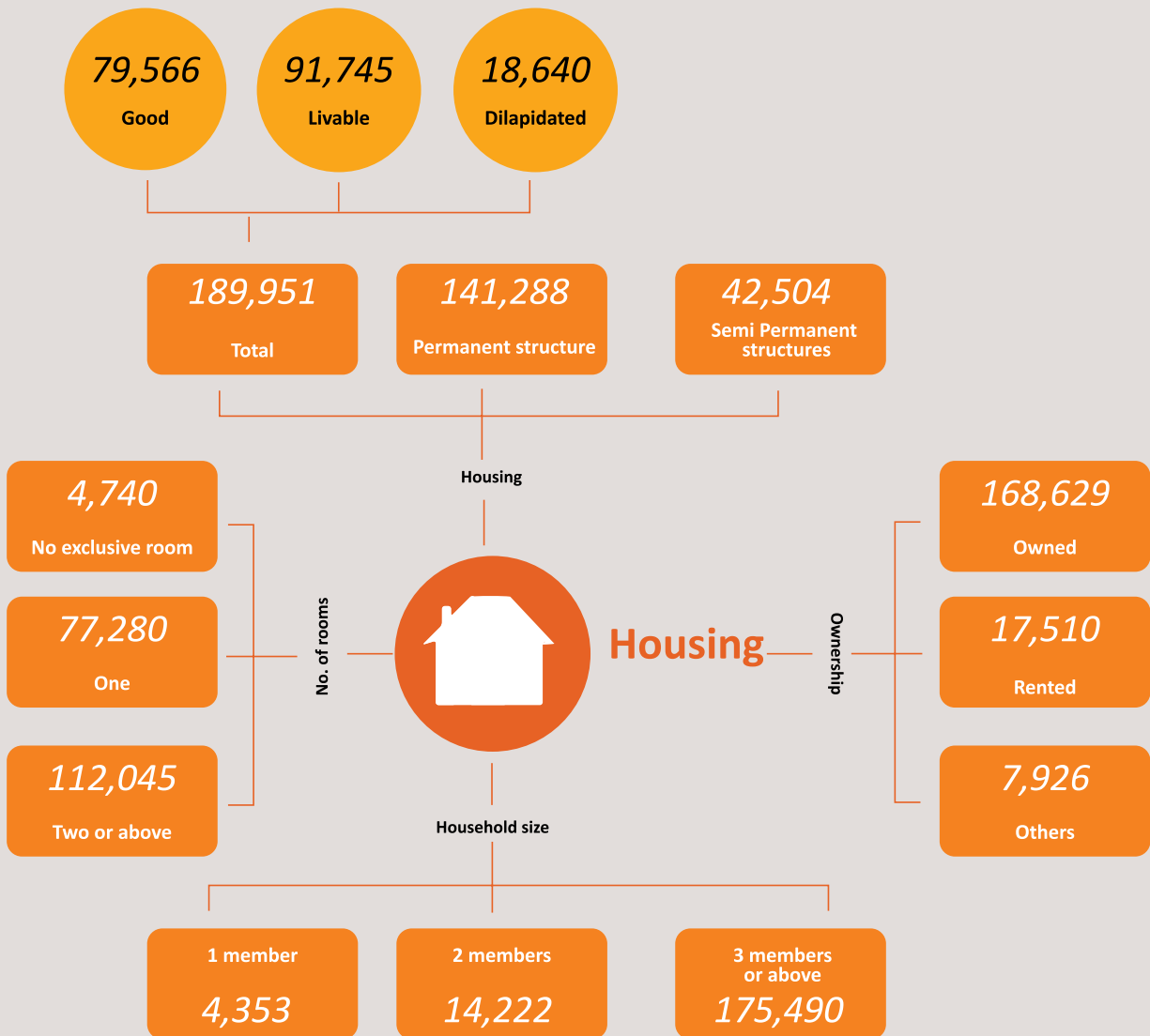


S.NO	Basic Amenities	Essential facilities	Households in Urban Slum
Census 2011			
1	Water	Water supply within the premises	140,648
		Water supply near the premises	193,467
		Water supply away from the premises	61,182
	Source of Drinking Water	Tap	240,592
		Tap water from treated source	168,218
		Tap water from untreated source	72,374
		Well, Hand Pump, Tube well, tank, pond, canal, river, spring and other sources	148,627
		Others	2,187



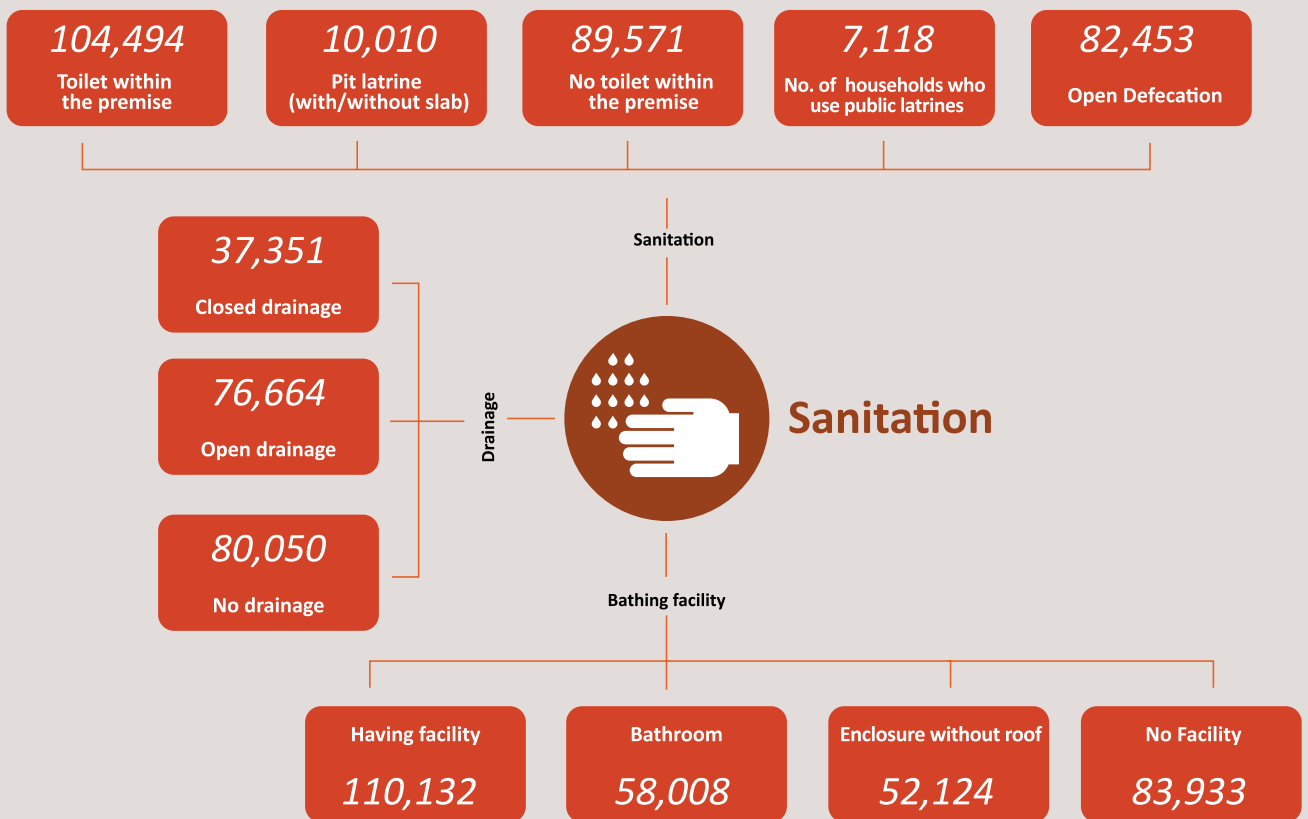


2	Housing	Total	377, 133
		Good	215,248
		Livable	149,632
		Dilapidated	12,253
		Permanent structure	268,410
		Semi Permanent structures	147,330
	No. of Rooms	No exclusive room	6,229
		One	132,536
		Two or above	25,6532
	Ownership	Owned	304,295
		Rented	71,880
		Others	19,122
	Household size	1 member	19,624
2 members		40,812	
3 members or above		334,861	





3.	Sanitation	Toilet within the premise	192,393
		Pit latrine (with/without slab)	5,306
		No toilet within the premise	202,904
		No. of households who use public latrines	38,276
	Drainage	Open Defecation	164,626
		Closed Drainage	225,749
		Open Drainage	620,412
	Bathing Facility	No Drainage	240,531
		Bathroom	169,594
		Enclosure without roof	71,980
	No Facility	153,723	





4.	Lightning	Electricity (Accessibility also needs to be traced, in terms of how many hours power is there)	364,536
		Solar	304
		Kerosene	27,961
		Other	1293
		No lightning	1,203

