



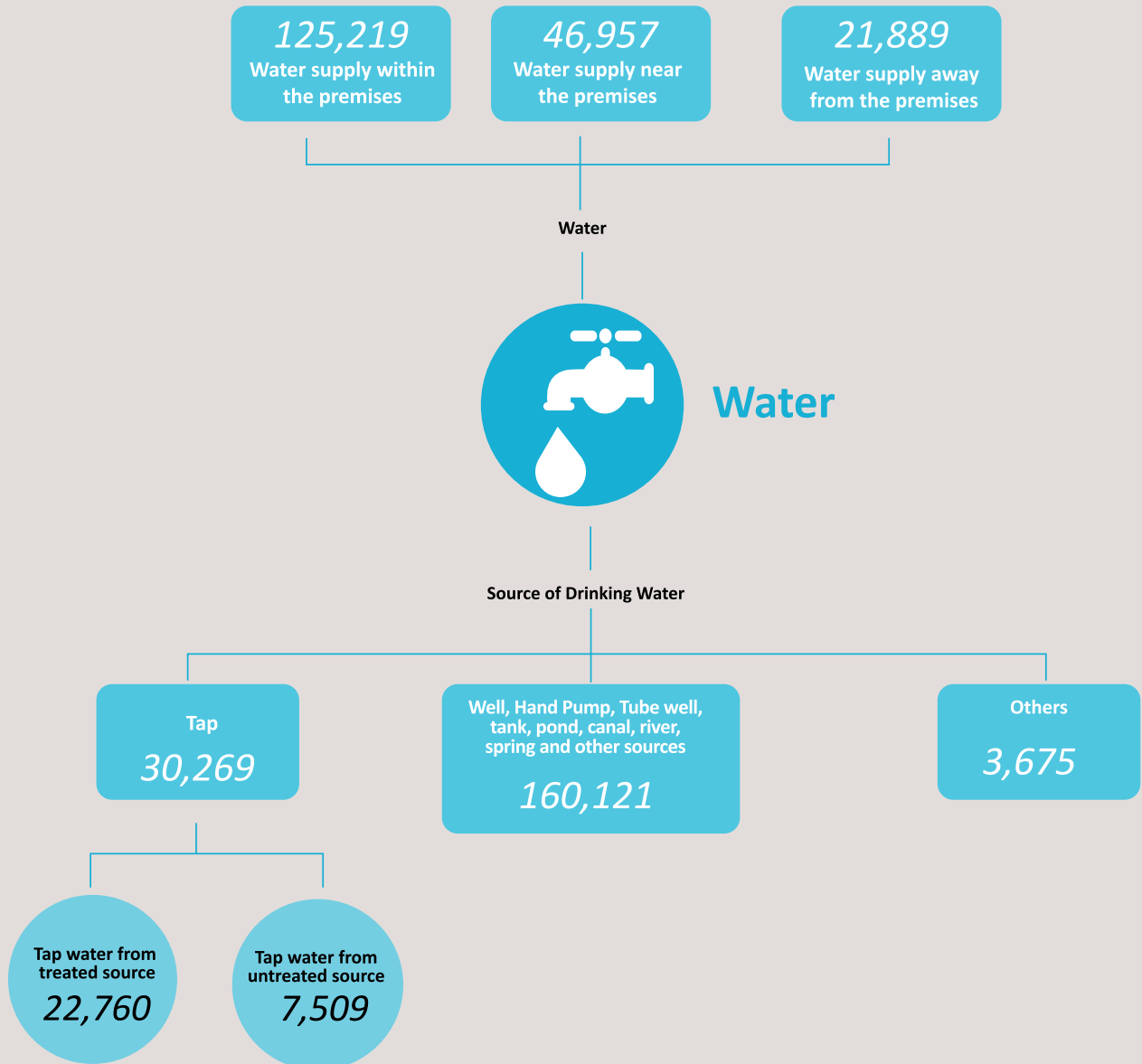
HUMARA BACHPAN
CAMPAIGN

National Campaign on Living Conditions of Young Children in Urban Poverty

FACT SHEET: BIHAR

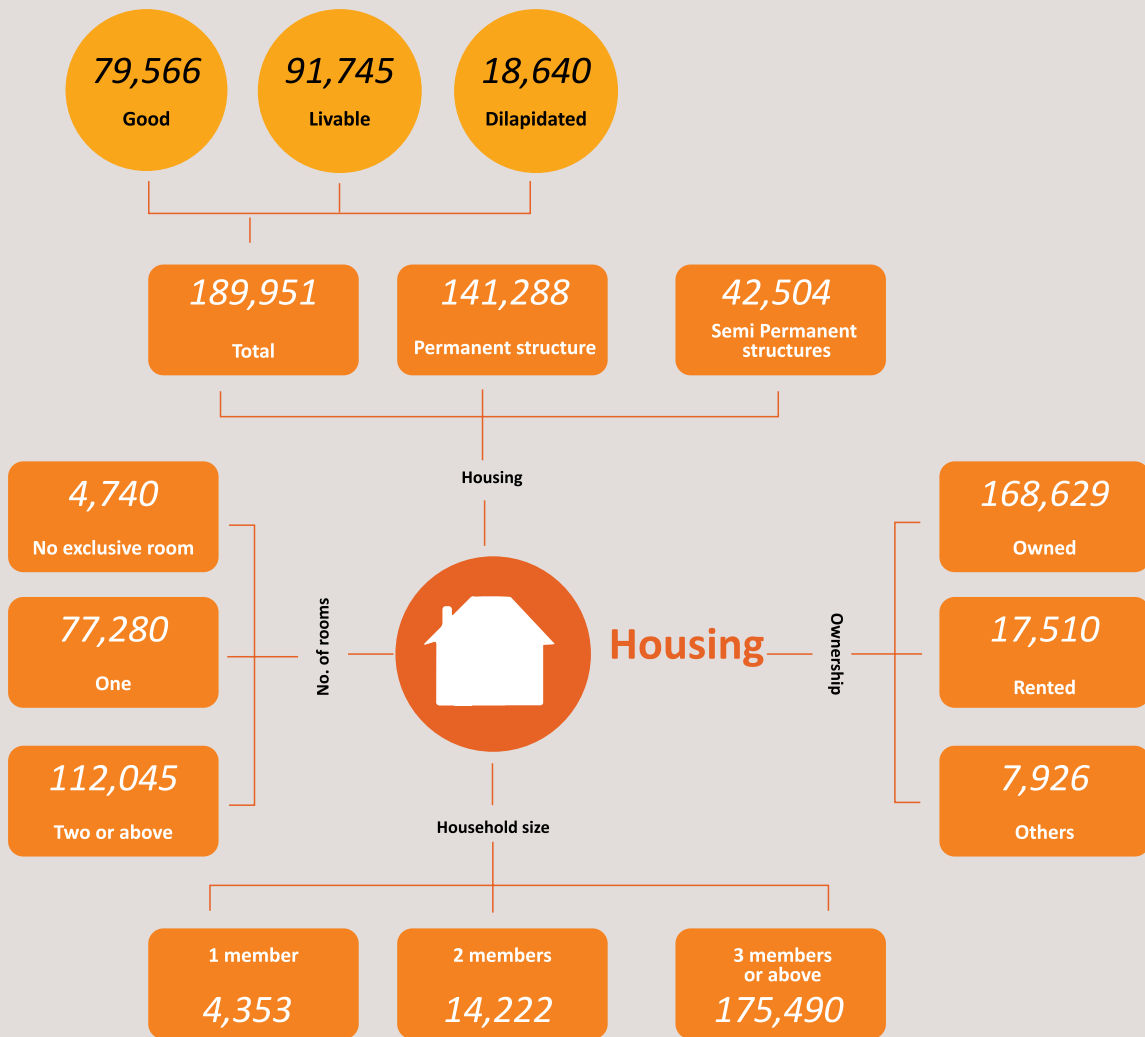


| S.NO | Basic Amenities | Essential facilities | Households in Urban Slum |
|--------------------|---------------------------------|--|--------------------------|
| Census 2011 | | | |
| 1 | Water | Water supply within the premises | 125,219 |
| | | Water supply near the premises | 46,957 |
| | | Water supply away from the premises | 21,889 |
| | Source of Drinking Water | Tap | 30,269 |
| | | Tap water from treated source | 22,760 |
| | | Tap water from untreated source | 7,509 |
| | | Well, Hand Pump, Tube well, tank, pond, canal, river, spring and other sources | 160,121 |
| Others | 3,675 | | |



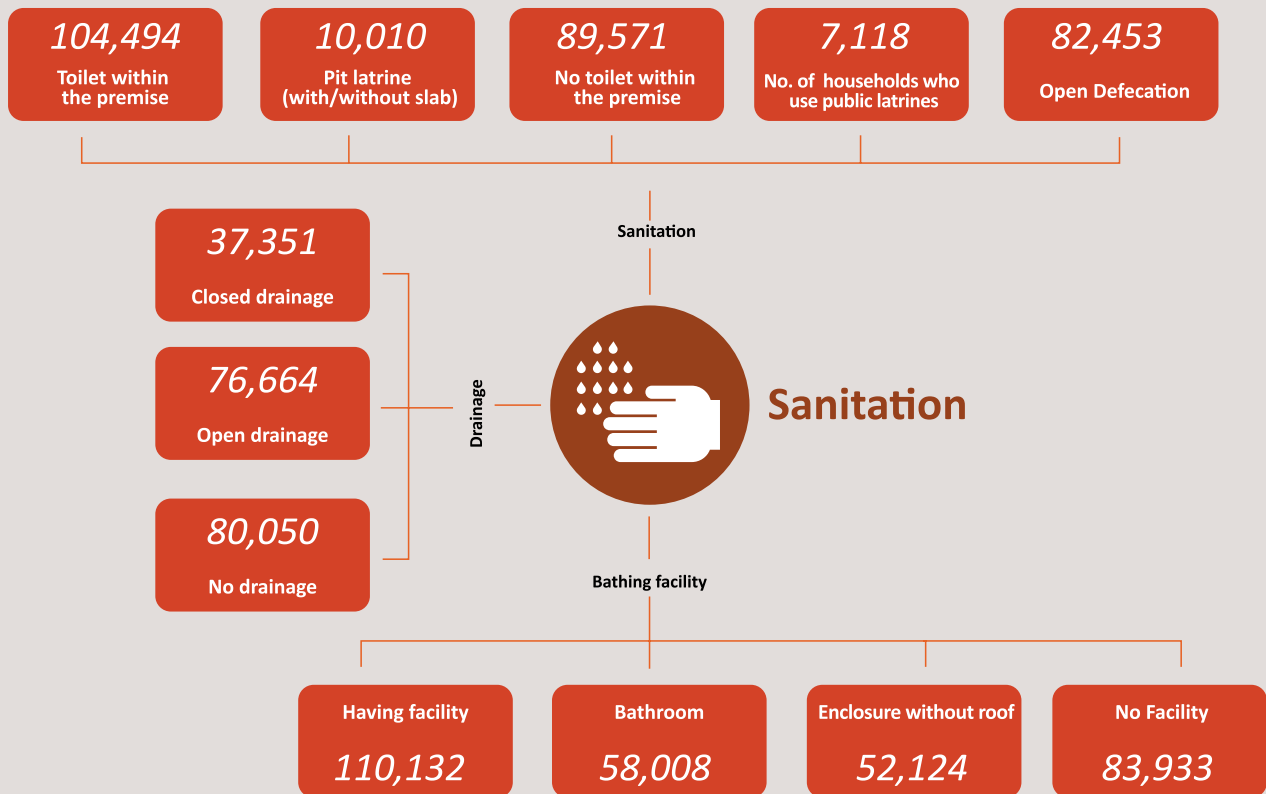


| | | | |
|--------------------|----------------|---------------------------|---------|
| 2 | Housing | Total | 189,951 |
| | | Good | 79,566 |
| | | Livable | 91,745 |
| | | Dilapidated | 18,640 |
| | | Permanent structure | 141,288 |
| | | Semi Permanent structures | 42,504 |
| | No. of Rooms | No exclusive room | 4,740 |
| | | One | 77,280 |
| | | Two or above | 112,045 |
| | Ownership | Owned | 168,629 |
| | | Rented | 17,510 |
| | | Others | 7,926 |
| | Household size | 1 member | 4,353 |
| 2 members | | 14,222 | |
| 3 members or above | | 175,490 | |





| | | | |
|----|------------------|---|---------|
| 3. | Sanitation | Toilet within the premise | 104,494 |
| | | Pit latrine (with/without slab) | 10,010 |
| | | No toilet within the premise | 89,571 |
| | | No. of households who use public latrines | 7,118 |
| | | Open Defecation | 82,453 |
| | Drainage | Closed Drainage | 37,351 |
| | | Open Drainage | 76,664 |
| | | No Drainage | 80,050 |
| | Bathing facility | Have Facility | 110,132 |
| | | Bathroom | 58,008 |
| | | Enclosure without roof | 52,124 |
| | | No Facility | 83,933 |





| | | | |
|----|-----------|--|---------|
| 4. | Lightning | Electricity (Accessibility also needs to be traced, in terms of how many hours power is there) | 106,957 |
| | | Solar | 464 |
| | | Kerosene | 84,405 |
| | | Other | 1533 |
| | | No lightning | 706 |

