



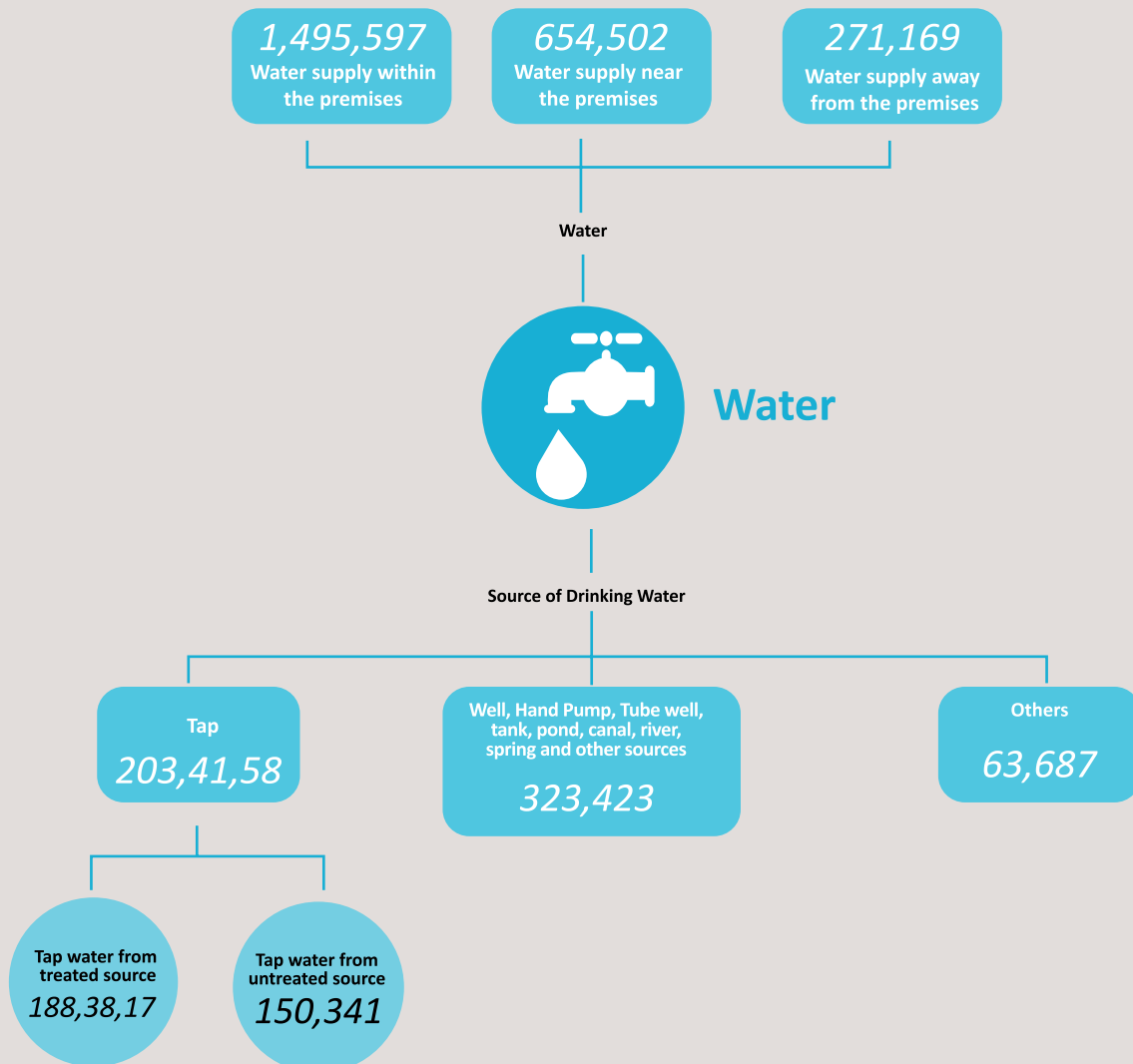
HUMARA BACHPAN  
CAMPAIGN

# National Campaign on Living Conditions of Young Children in Urban Poverty

**FACT SHEET: UTTRAKHAND**

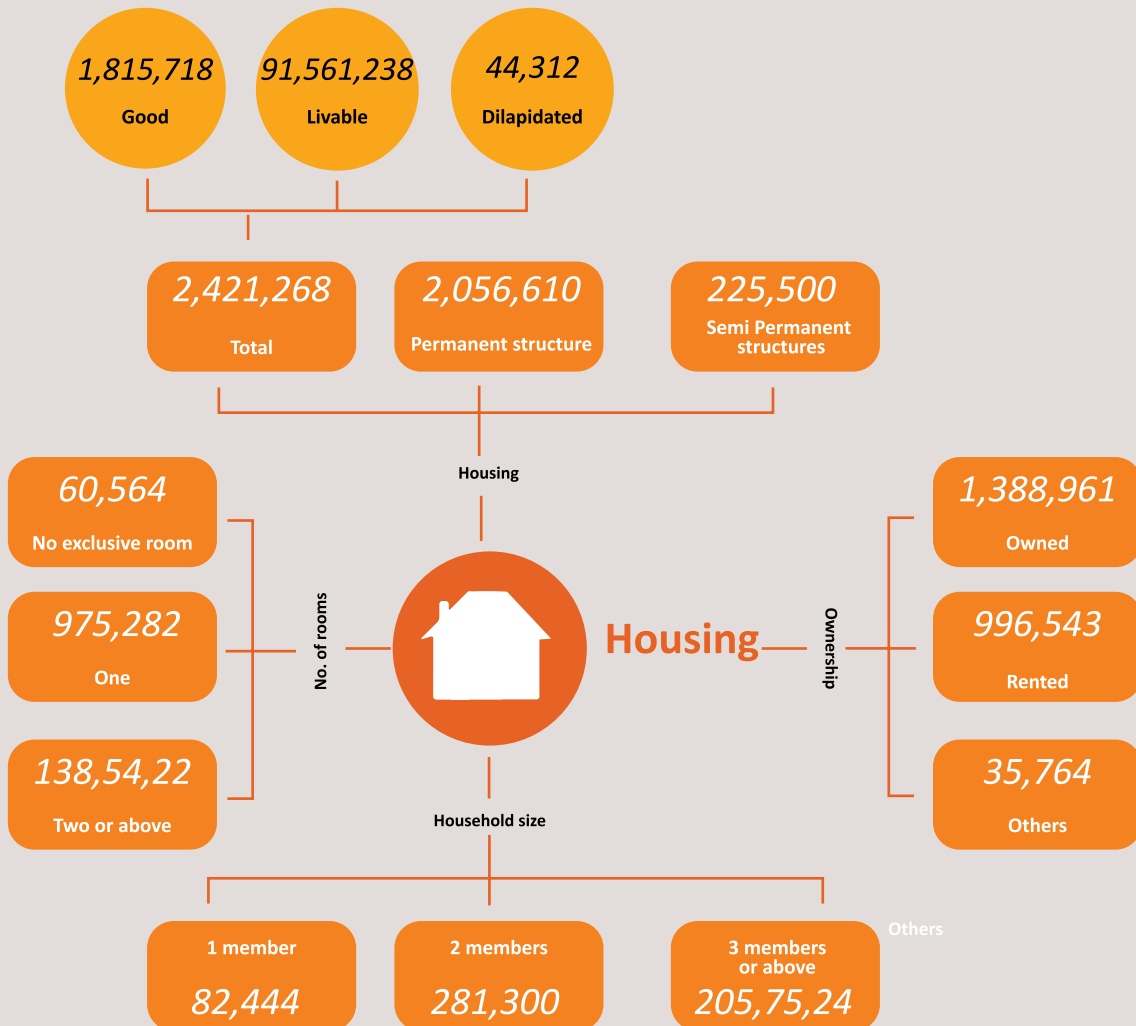


S I . No	Basic Amenities	Essential facilities	Households in Urban Slum
<b>Census 2011</b>			
<b>1.</b>	<b>Water</b>	Water supply within the premises	1,495,597
		Water supply near the premises	654,502
		Water supply away from the premises	271,169
	<b>Source of Drinking Water</b>	Tap	203,41,58
		Tap water from treated source	188,38,17
		Tap water from untreated source	150,341
		Well, Hand Pump, Tube well, tank, pond, canal, river, spring and other sources	323,423
		Others	63,687



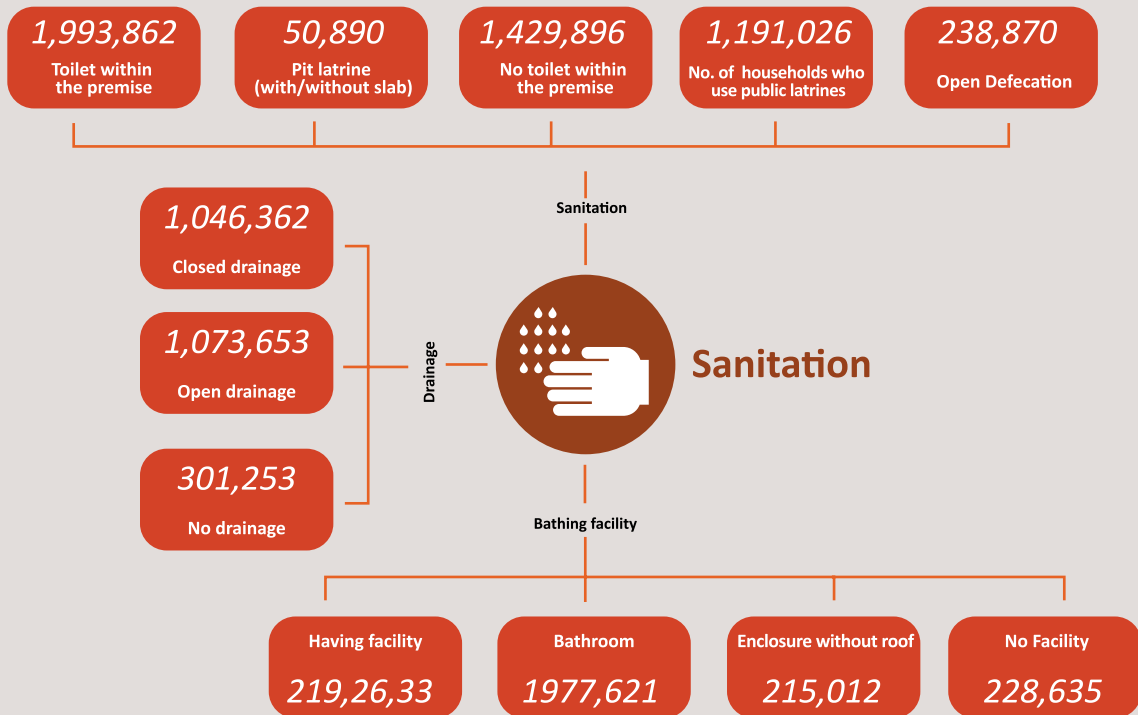


2.	Housing	Total	2,421,268
		Good	1,815,718
		Livable	561,238
		Dilapidated	44,312
		Permanent structure	2,056,610
		Semi Permanent structures	225,500
	No. of Rooms	No exclusive room	60,564
		One	975,282
		Two or above	138,54,22
	Ownership	Owned	1,388,961
		Rented	996,543
		Others	35,764
	Household size	1 member	82,444
		2 members	281,300
		3 members or above	205,75,24





3.	Sanitation	Toilet within the premise	1,993,862
		Pit latrine (with/without slab)	50,890
		No toilet within the premise	1,429,896
		No. of households who use public latrines	1,191,026
		Open Defecation	238,870
	Drainage	Closed Drainage	1,046,362
		Open Drainage	1,073,653
		No Drainage	301,253
	Bathing facility	Have Facility	219,26,33
		Bathroom	1,977,621
		Enclosure without roof	215,012
		No Facility	228,635





4.	Lightning	Electricity (Accessibility also needs to be traced, in terms of how many hours power is there)	2,338,497
		Solar	8,032
		Kerosene	64,248
		Other	4,517
		No lightning	5,974

